

CERA


Kuch pal ghar ke naam

**Of the nation.
By the nation.
For the nation.**

Since 1980.

#VocalAboutLocal

This pictorial representation of map does not purport to be the political map of India



Robotic Pressure Casting – A Sanitaryware Industry First

**EXTRACT OF STANDALONE AND CONSOLIDATED AUDITED FINANCIAL RESULTS
FOR THE QUARTER AND YEAR ENDED 31ST MARCH, 2020**

(₹ in Lakhs)

Sr. No.	Particulars	Standalone			Consolidated		
		Quarter Ended	Year Ended	Quarter Ended	Quarter Ended	Year Ended	Quarter Ended
		31.03.2020	31.03.2020	31.03.2019	31.03.2020	31.03.2020	31.03.2019
		(Audited)	(Audited)	(Audited)	(Audited)	(Audited)	(Audited)
1.	Total Income from Operations	29323.74	120916.40	41309.19	29784.79	122368.89	41696.57
2.	Net Profit / (Loss) for the period (before Tax, Exceptional and / or Extraordinary items)	3643.92	14060.84	6130.43	3432.92	13487.48	6210.46
3.	Net Profit / (Loss) for the period before Tax (after Exceptional and / or Extraordinary items)	3643.92	14060.84	6130.43	3432.92	13487.48	6210.46
4.	Net Profit / (Loss) for the period after Tax (after Exceptional and / or Extraordinary items)	3846.80	11594.23	3804.04	3565.84	11053.60	3867.05
5.	Total Comprehensive Income for the period [Comprising Profit / (Loss) for the period (after tax) and Other Comprehensive Income (after tax)]	3782.92	11445.57	3775.36	3518.98	10910.97	3846.56
6.	Equity Share Capital (Face value of ₹5/- each)	650.29	650.29	650.29	650.29	650.29	650.29
7.	Other Equity (Excluding revaluation reserve) as shown in the Audited Balance Sheet of the previous year		76638.86			76423.91	
8.	Earnings per equity share (of ₹5/- each) (Not annualised):						
	(1) Basic (Rs.)	29.58	89.15	29.25	28.63	87.08	29.52
	(2) Diluted (Rs.)	29.58	89.15	29.25	28.63	87.08	29.52

Notes :

- The above is an Extract of the detailed format of Audited financial results for quarter and year ended on 31st March, 2020 filed with the Stock Exchanges under Regulation - 33 of the SEBI (Listing Obligations and Disclosure Requirements) Regulations, 2015. The full format of the standalone/consolidated audited financial results for the quarter and year ended 31st March, 2020 are available on the website of the Stock Exchanges (www.bseindia.com & www.nseindia.com) and the Company's website (www.cera-india.com).
- Figures of the previous periods have been regrouped/ reclassified / restated wherever necessary to conform to the current period presentation.
- The above results have been reviewed by the Audit Committee and approved by the Board of Directors at their meetings held on 30.06.2020.

Date: 30.06.2020
Place: Ahmedabad

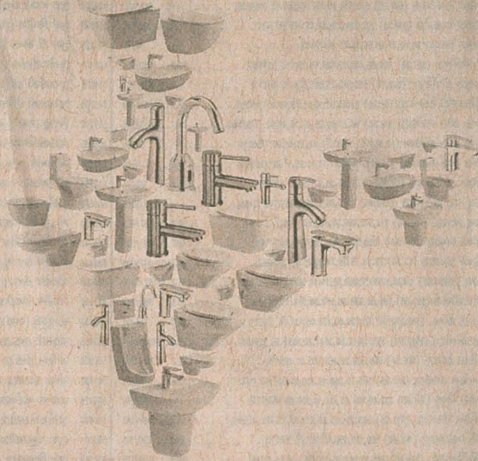
By Order of the Board of Directors
For, Cera Sanitaryware Limited

Vikram Somany
Chairman and Managing Director
(DIN: 00048827)

Cera Sanitaryware Limited

Registered Office & Works : 9, GIDC Industrial Estate, Kadi - 382715, District-Mehsana, Gujarat.

CIN: L26910GJ1998PLC034400 Tele: (02764) 242329, 243000. E-mail: kadi@cera-india.com Website: www.cera-india.com



CERA


Kuch pal ghar ke naam

**Of the nation.
By the nation.
For the nation.**

Since 1980.

#VocalAboutLocal

This pictorial representation of map does not purport to be the political map of India



Robotic Pressure Casting – A Sanitaryware Industry First

**EXTRACT OF STANDALONE AND CONSOLIDATED AUDITED FINANCIAL RESULTS
FOR THE QUARTER AND YEAR ENDED 31st MARCH, 2020**

(₹ in Lakhs)

Sr. No.	Particulars	Standalone			Consolidated		
		Quarter Ended	Year Ended	Quarter Ended	Quarter Ended	Year Ended	Quarter Ended
		31.03.2020	31.03.2020	31.03.2019	31.03.2020	31.03.2020	31.03.2019
		(Audited)	(Audited)	(Audited)	(Audited)	(Audited)	(Audited)
1.	Total Income from Operations	29323.74	120916.40	41309.19	29784.79	122368.89	41696.57
2.	Net Profit / (Loss) for the period (before Tax, Exceptional and / or Extraordinary items)	3643.92	14060.84	6130.43	3432.92	13487.48	6210.46
3.	Net Profit / (Loss) for the period before Tax (after Exceptional and / or Extraordinary items)	3643.92	14060.84	6130.43	3432.92	13487.48	6210.46
4.	Net Profit / (Loss) for the period after Tax (after Exceptional and / or Extraordinary items)	3846.80	11594.23	3804.04	3565.84	11053.60	3867.05
5.	Total Comprehensive Income for the period [Comprising Profit / (Loss) for the period (after tax) and Other Comprehensive Income (after tax)]	3782.92	11445.57	3775.36	3518.98	10910.97	3846.56
6.	Equity Share Capital (Face value of ₹5/- each)	650.29	650.29	650.29	650.29	650.29	650.29
7.	Other Equity (Excluding revaluation reserve) as shown in the Audited Balance Sheet of the previous year		76638.86			76423.91	
8.	Earnings per equity share (of ₹5/- each) (Not annualised):						
	(1) Basic (Rs.)	29.58	89.15	29.25	28.63	87.08	29.52
	(2) Diluted (Rs.)	29.58	89.15	29.25	28.63	87.08	29.52

Notes :

- The above is an Extract of the detailed format of Audited financial results for quarter and year ended on 31st March, 2020 filed with the Stock Exchanges under Regulation - 33 of the SEBI (Listing Obligations and Disclosure Requirements) Regulations, 2015. The full format of the standalone/consolidated audited financial results for the quarter and year ended 31st March, 2020 are available on the website of the Stock Exchanges (www.bseindia.com & www.nseindia.com) and the Company's website (www.cera-india.com).
- Figures of the previous periods have been regrouped/ reclassified / restated wherever necessary to conform to the current period presentation.
- The above results have been reviewed by the Audit Committee and approved by the Board of Directors at their meetings held on 30.06.2020.

Date: 30.06.2020
Place: Ahmedabad

By Order of the Board of Directors
For, Cera Sanitaryware Limited

Vikram Somany
Chairman and Managing Director
(DIN: 00048827)

Cera Sanitaryware Limited

Registered Office & Works : 9, GIDC Industrial Estate, Kadi - 382715, District-Mehsana, Gujarat.

CIN: L26910GJ1998PLC034400 Tele: (02764) 242329, 243000. E-mail: kadi@cera-india.com Website: www.cera-india.com